

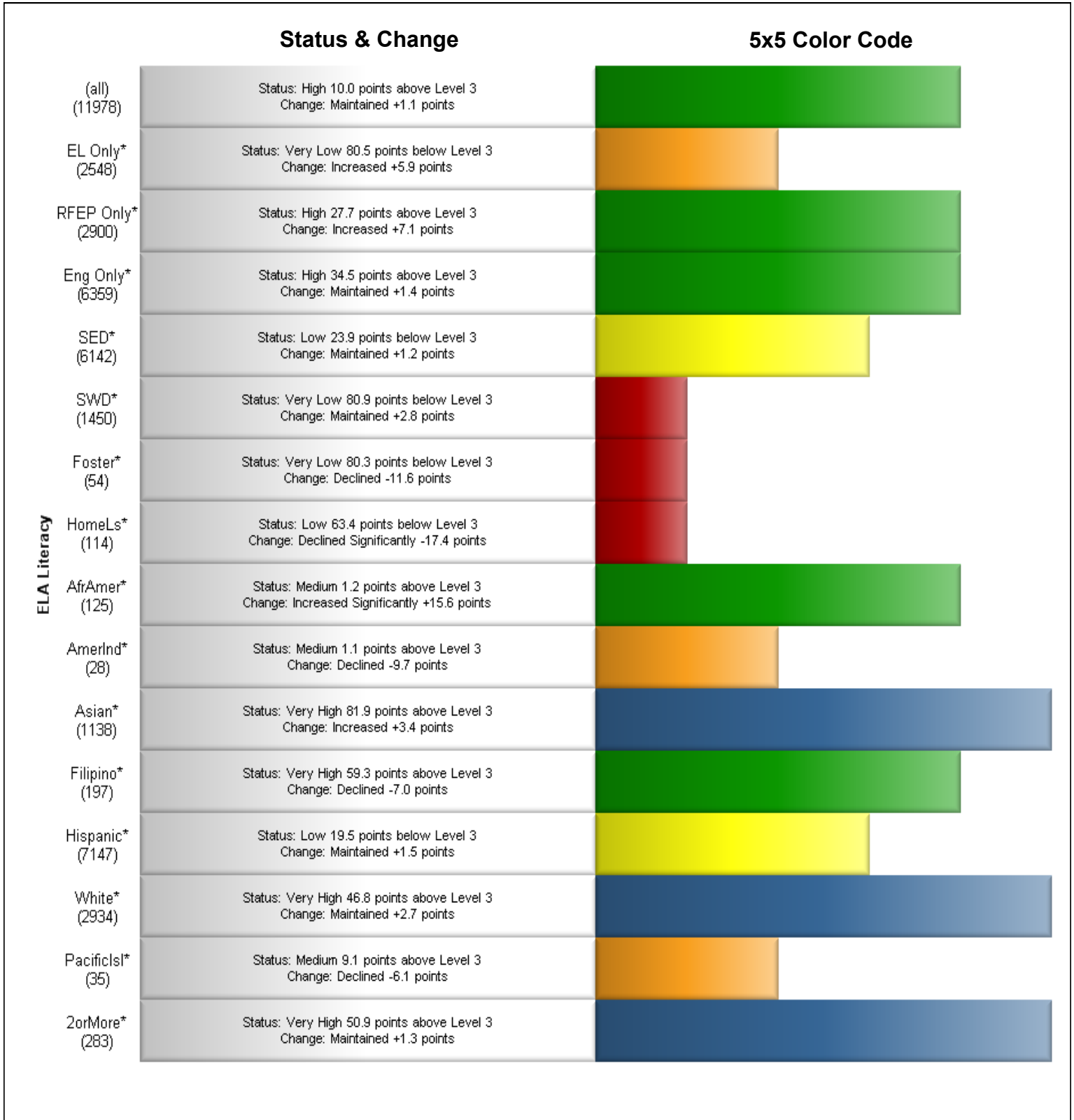


# CA Academic Indicator Estimates

by Subjects and Dashboard Subgroups

Testing Group	
<b>Year:</b>	2018-19
<b>Term:</b>	19 (Yr)
<b>Grade:</b>	All Grades

Reporting Group	
<b>District:</b>	Hometown Unified
<b>School:</b>	(All)

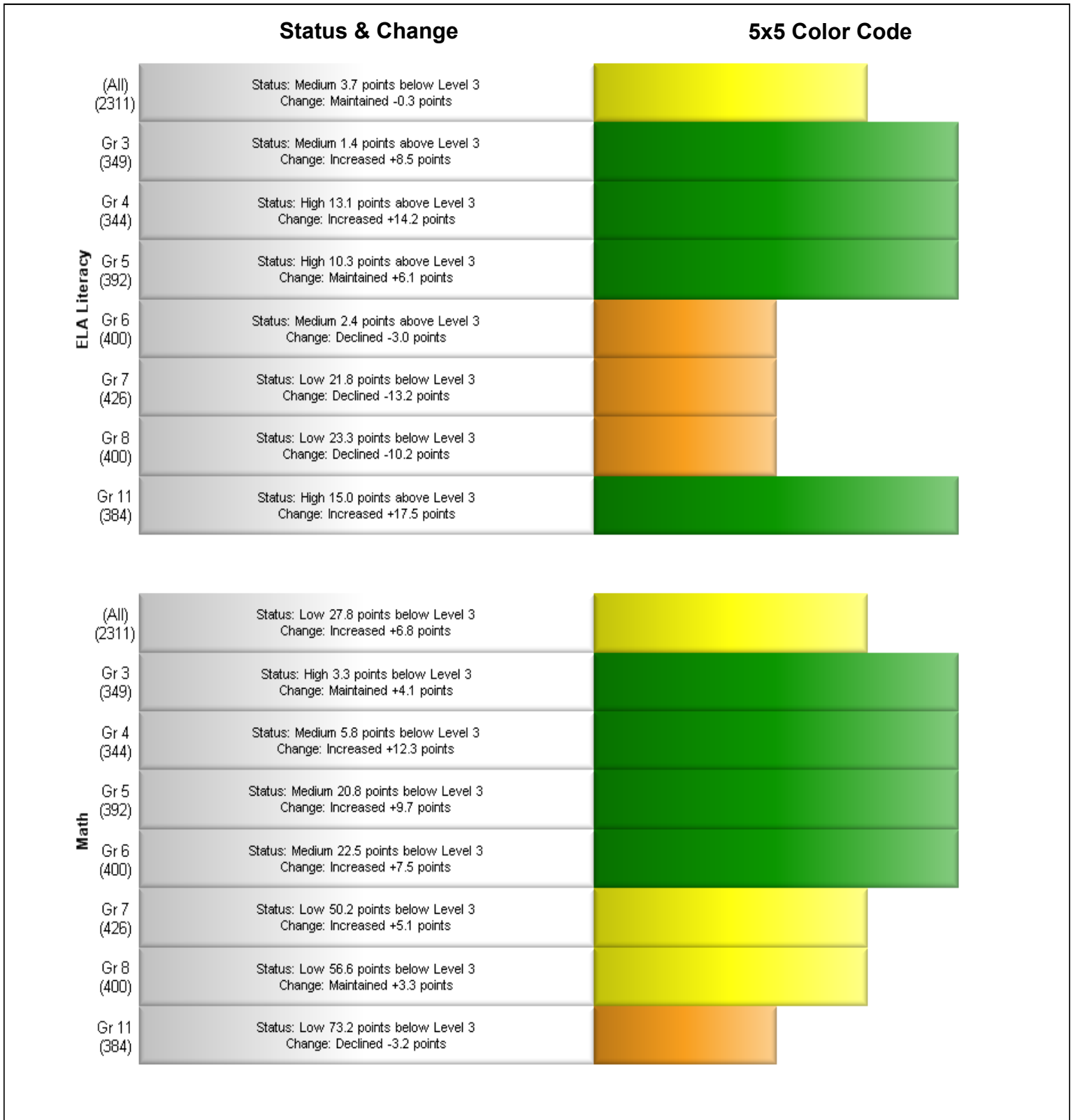


# CA Academic Indicator Estimates

by Subjects and Grades

Testing Group	
<b>Year:</b>	2018-19
<b>Term:</b>	19 (Yr)

Reporting Group	
<b>District:</b>	Hometown USD
<b>School:</b>	All Schools

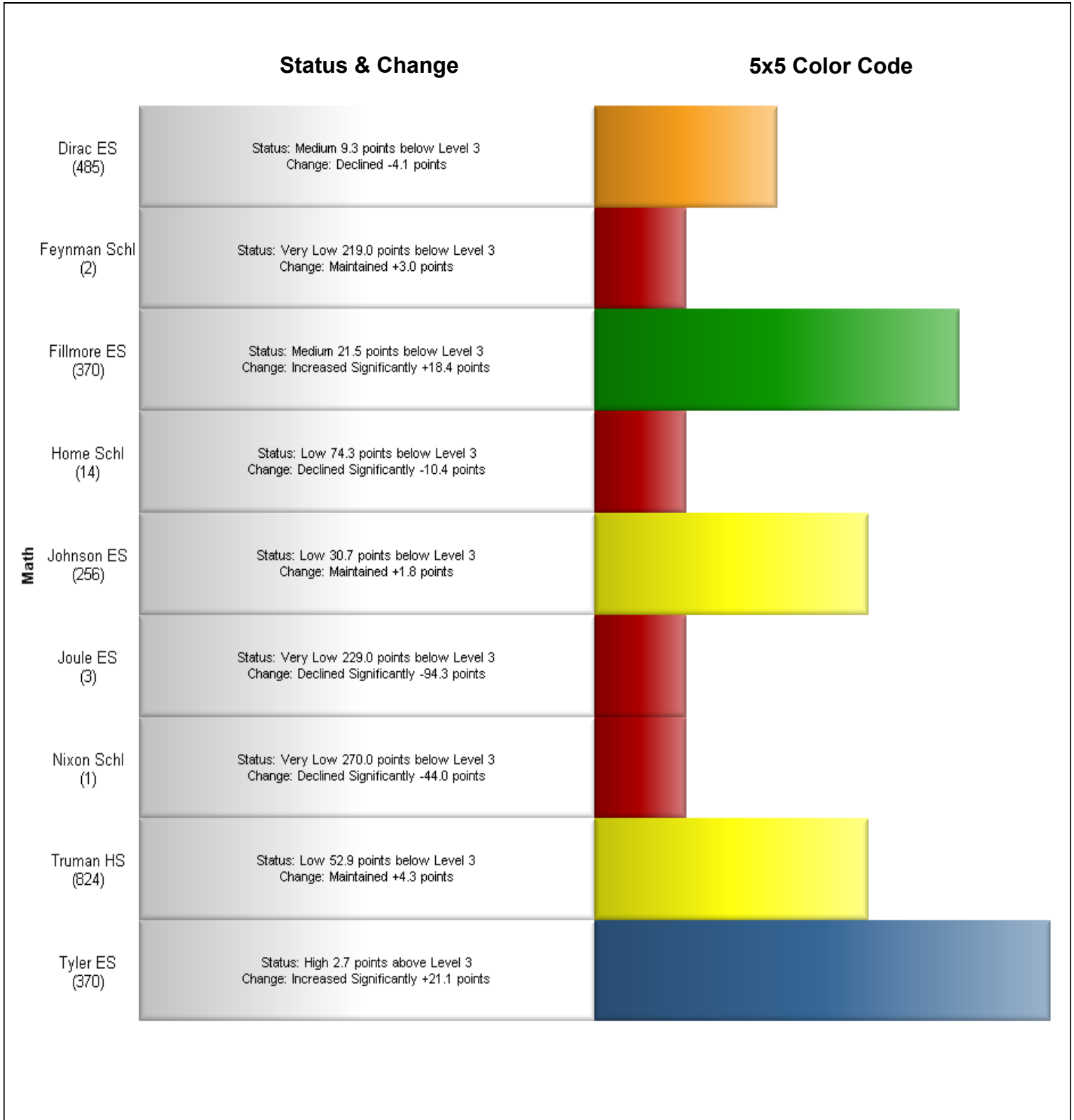


# CA Academic Indicator Estimates

by Subjects and Schools

Testing Group	
<b>Year:</b>	2018-19
<b>Term:</b>	19 (Yr)
<b>Grade:</b>	All Grades

Reporting Group	
<b>District:</b>	Hometown USD
<b>Teacher:</b>	All Teachers



# CA Academic Indicator Estimates

by Subjects and Years

Testing Group  
**Grade:** All Grades

Reporting Group  
**District:** Hometown USD  
**School:** All Schools

## Status & Change

## 5x5 Color Code

Grade	Status & Change	5x5 Color Code
16 (Yr) (2339)	Status: Low 14.9 points below Level 3 Change: Increased +15.2 points	Yellow
17 (Yr) (2353)	Status: Low 13.9 points below Level 3 Change: Maintained +1.0 points	Yellow
18 (Yr) (2356)	Status: Medium 3.4 points below Level 3 Change: Increased +10.5 points	Green
19 (Yr) (2311)	Status: Medium 3.7 points below Level 3 Change: Maintained -0.3 points	Yellow

Grade	Status & Change	5x5 Color Code
16 (Yr) (2342)	Status: Low 42.0 points below Level 3 Change: Increased Significantly +17.3 points	Yellow
17 (Yr) (2358)	Status: Low 40.2 points below Level 3 Change: Maintained +1.8 points	Yellow
18 (Yr) (2356)	Status: Low 34.6 points below Level 3 Change: Increased +5.6 points	Yellow
19 (Yr) (2311)	Status: Low 27.8 points below Level 3 Change: Increased +6.8 points	Yellow